

Hello, brand new First Graders!

Just like your body needs to keep moving, so does your mind! You can make it stronger this summer instead of weaker. The more thinking you do, the more ready you will be for First Grade. I can't wait for our amazing year together!

First Graders, here is your mission this summer!


- ❖ **Log your reading** at least 15 times in June, 15 times in July, and 15 times in August. Read at least 10 minutes each of those days. You only need to log the minutes, not the titles. This is the 1st section in the folder.
- ❖ Complete your **letter/word study pages** at your own pace over the summer. This is the 2nd section in the folder.
- ❖ **Each month you will have about 15 writing assignments.** Each one should have at least 2-3 sentences. There is also an extra page for free writing! This is the 3rd section in the folder.
- ❖ **Each month will have about 15 math review pages.** This is the 4th section in the folder.
- ❖ **Turn in your WHOLE, COMPLETED FOLDER** to me, Mrs. Hampton, on the first day of school, **Wednesday, September 6th!**

If you have any questions or would like to meet before school starts, email me!

thampton@rivendellschool.net

Love you already!

Mrs. Hampton :)



June

2023

reading log

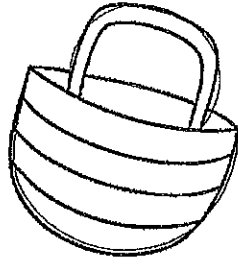

| Sunday | Monday | Tuesday | Wednesday | Thursday | Friday | Saturday |
|--------|--------|---------|-----------|----------|--------|----------|
| | | | | 1 | 2 | 3 |
| 4 | 5 | 6 | 7 | 8 | 9 | 10 |
| 11 | 12 | 13 | 14 | 15 | 16 | 17 |
| 18 | 19 | 20 | 21 | 22 | 23 | 24 |
| 25 | 26 | 27 | 28 | 29 | 30 | |

Child's Name: _____

Parent Signature: _____

Monthly Goal:

Please log how many minutes you read nightly.



July

2023

reading log


| Sunday | Monday | Tuesday | Wednesday | Thursday | Friday | Saturday |
|--------|--------|---------|-----------|----------|--------|----------|
| | | | | | | 1 |
| 2 | 3 | 4 | 5 | 6 | 7 | 8 |
| 9 | 10 | 11 | 12 | 13 | 14 | 15 |
| 16 | 17 | 18 | 19 | 20 | 21 | 22 |
| 23 | 24 | 25 | 26 | 27 | 28 | 29 |
| 30 | 31 | | | | | |

Child's Name: _____

Parent Signature: _____

Monthly Goal:

Please log how many minutes you read nightly.



August

2023

reading log

| Sunday | Monday | Tuesday | Wednesday | Thursday | Friday | Saturday |
|--------|--------|---------|-----------|----------|--------|----------|
| | | 1 | 2 | 3 | 4 | 5 |
| 6 | 7 | 8 | 9 | 10 | 11 | 12 |
| 13 | 14 | 15 | 16 | 17 | 18 | 19 |
| 20 | 21 | 22 | 23 | 24 | 25 | 26 |
| 27 | 28 | 29 | 30 | 31 | | |

Child's Name: _____

Parent Signature: _____



Monthly Goal:

Please log how many minutes you read nightly.

Name: _____

Opinion Writing

Color which item you like the best




Write 2-3 sentences

Name: _____

Opinion Writing

Circle which item you like the best



Write 2-3 sentences

Name: _____

Opinion Writing

Circle which item you like the best




Write 2-3 sentences

Name: _____

Opinion Writing

Circle which item you like the best





Write 2-3 sentences

Name: _____

Opinion Writing

Circle which item you like the best



Write 2-3 sentences

Name: _____

Opinion Writing

Circle which item you like the best




Write 2-3 sentences

Name: _____

Opinion Writing

Circle which item you like the best





Write 2-3 sentences

Name: _____

Opinion Writing

Circle which item you like the best





Write 2-3 sentences

Name: _____

Opinion Writing

Color which item you like the best




Write 2-3 sentences

Name: _____

Opinion Writing

Circle which item you like the best





Write 2-3 sentences

Name: _____

Opinion Writing

Circle which item you like the best



Write 2-3 sentences

Name: _____

Opinion Writing

Circle which item you like the best



Write 2-3 sentences

Name: _____

Opinion Writing

Circle which item you like the best




Write 2-3 sentences

Name: _____

Opinion Writing

Circle which place you like the best



Write 2-3 sentences

Name: _____

Opinion Writing

Circle which item you like the best



Write 2-3 sentences

Name: _____

Write 2-4 sentences about a book or chapter you read. Why did you like it?

Handwriting practice lines consisting of solid top and bottom lines with a dashed midline, repeated 10 times for writing.

Name: _____

Write 2-4 sentences about a book or chapter you read. Why did you like it?

Handwriting practice lines consisting of solid top and bottom lines with a dashed middle line, repeated 10 times for writing.

Name: _____

Write 2-4 sentences about a book or chapter you read. Why did you like it?

Handwriting practice lines consisting of solid top and bottom lines with a dashed midline, repeated 10 times for writing.

Name: _____

Write 2-4 sentences about a book or chapter you read. Why did you like it?

Handwriting practice lines consisting of solid top and bottom lines with a dashed midline, repeated 10 times for writing.

Name: _____

Write 2-4 sentences about the best part of your summer.

Handwriting practice lines consisting of solid top and bottom lines with a dashed midline, repeated 10 times for writing.

Name: _____

Write 2-4 sentences about what safari animal you would like to have as a pet.

Handwriting practice lines consisting of solid top and bottom lines with a dashed middle line, repeated 10 times for writing.

Name: _____

Write 2-4 sentences about your favorite game to play.

Handwriting practice lines consisting of 12 sets of three horizontal lines (top solid, middle dashed, bottom solid).

Name: _____

**Write 2-4 sentences about your favorite
food your mom cooks.**

Handwriting practice lines consisting of solid top and bottom lines with a dashed middle line, repeated 10 times for writing.

Name: _____

**Write 2-4 sentences about where you
want to go on vacation.**

Handwriting practice lines consisting of solid top and bottom lines with a dashed midline, repeated 10 times for writing.

Name: _____

Write 2-4 sentences about what you are excited for in 1st grade.

Handwriting practice lines consisting of solid top and bottom lines with a dashed middle line, repeated 10 times for writing.

Name: _____

Write 2-4 sentences about your favorite movie.

Handwriting practice lines consisting of 12 sets of three horizontal lines (top solid, middle dashed, bottom solid).

Name: _____

Write 2-4 sentences about your favorite character in a book you read.

Handwriting practice lines consisting of 12 sets of three horizontal lines (top solid, middle dashed, bottom solid).

Name: _____

Write 2-4 sentences about your favorite character in a book you read.

Handwriting practice lines consisting of solid top and bottom lines with a dashed midline, repeated 10 times for writing.

Name: _____

Write 2-4 sentences about your favorite character in a book you read.

Handwriting practice lines consisting of 12 sets of three horizontal lines (top solid, middle dashed, bottom solid).

Name: _____

Write 2-4 sentences about your favorite character in a book you read.

Handwriting practice lines consisting of 10 sets of three horizontal lines (top solid, middle dashed, bottom solid).

Name: _____

Write 2-4 sentences about your favorite character in a book you read.

Handwriting practice lines consisting of solid top and bottom lines with a dashed midline, repeated 10 times for writing.

Name: _____



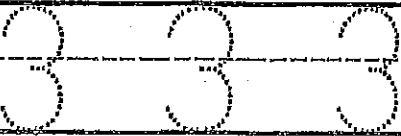


Write 2-4 sentences about your favorite character in a book you read.

Handwriting practice lines consisting of 10 sets of three horizontal lines (top solid, middle dashed, bottom solid).

Trace the Numbers

Name: _____

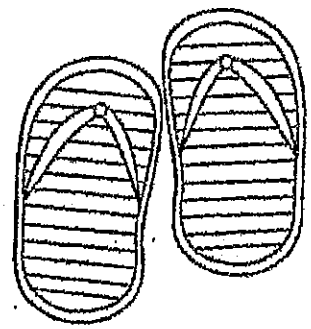






Directions: Trace the numbers. Write each number three times.



Trace the Numbers


Name: _____

Directions: Trace the numbers. Write each number three times.




Name: _____

Write numbers 1-10 with proper formation.

The page contains 10 sets of handwriting practice lines. Each set consists of three horizontal lines: a solid top line, a dashed middle line, and a solid bottom line. These lines are slanted slightly downwards from left to right across the page.

Name: _____


Write numbers 1-10 with proper formation.



The page contains 10 sets of handwriting practice lines. Each set consists of three horizontal lines: a solid top line, a dashed middle line, and a solid bottom line. The lines are slanted slightly downwards from left to right. The sets are arranged vertically, providing space for practicing the formation of numbers 1 through 10.

Name: _____

Write numbers 1-10 with proper formation.

The page contains ten sets of handwriting practice lines. Each set consists of three horizontal lines: a solid top line, a dashed middle line, and a solid bottom line. These lines are spaced evenly down the page to provide a guide for letter height and placement.

What's Missing?

Name: _____

Directions: In each set of numbers, write the missing numbers.

| | | | | |
|---|---|--|--|---|
| 5 | 6 | | | 9 |
|---|---|--|--|---|

| | | | | |
|--|---|---|--|---|
| | 1 | 2 | | 4 |
|--|---|---|--|---|

| | | | | |
|---|----|--|----|--|
| 9 | 10 | | 12 | |
|---|----|--|----|--|

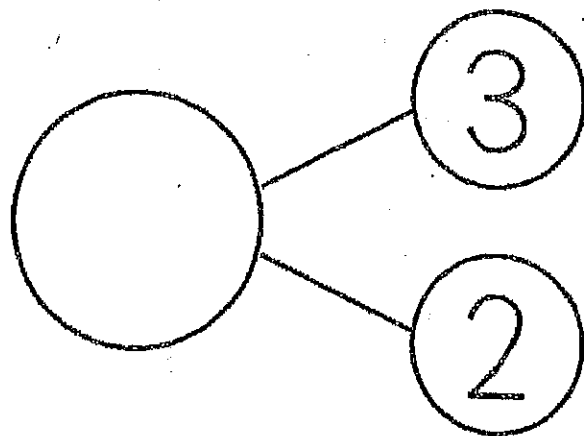
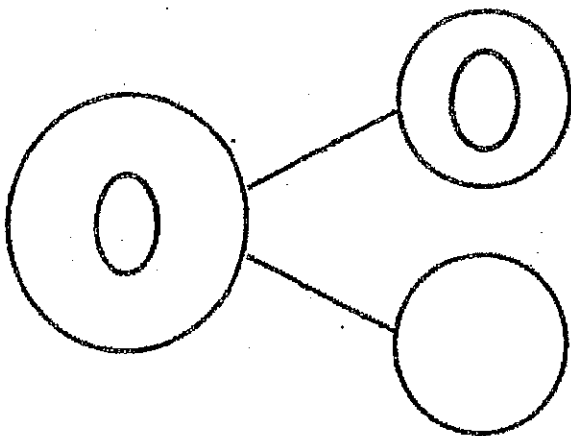
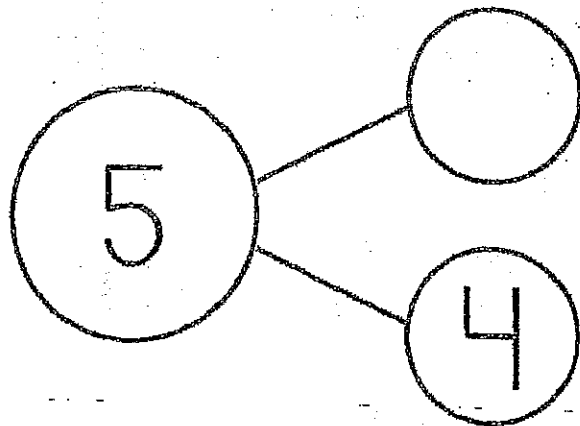
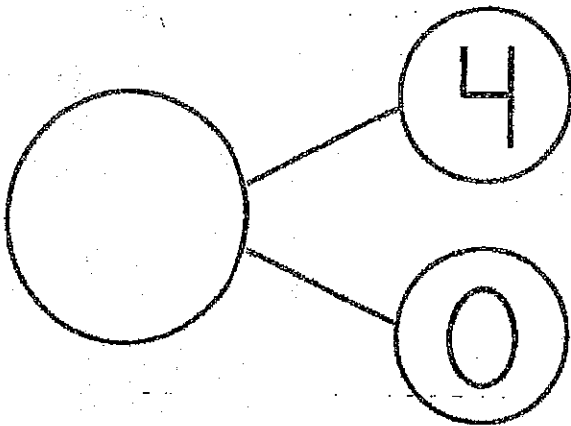
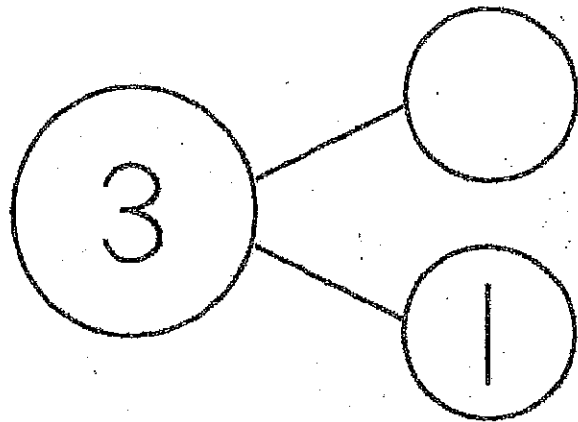
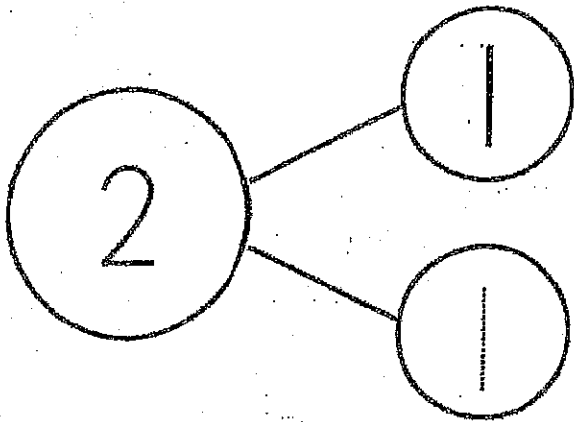
| | | | | |
|---|--|--|---|---|
| 3 | | | 6 | 7 |
|---|--|--|---|---|

| | | | | |
|--|---|----|----|--|
| | 9 | 10 | 11 | |
|--|---|----|----|--|

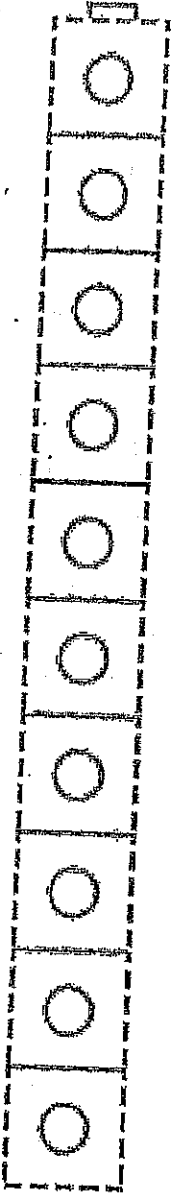

Number Bonds

Name: _____

Directions: Write the missing number in each number bond. The first one is done as an example.



4. Trace.

| | |
|---|---|
| <p>8 cubes</p>  | <p>9 cubes</p>  |
|---|---|

Which is greater? Circle.

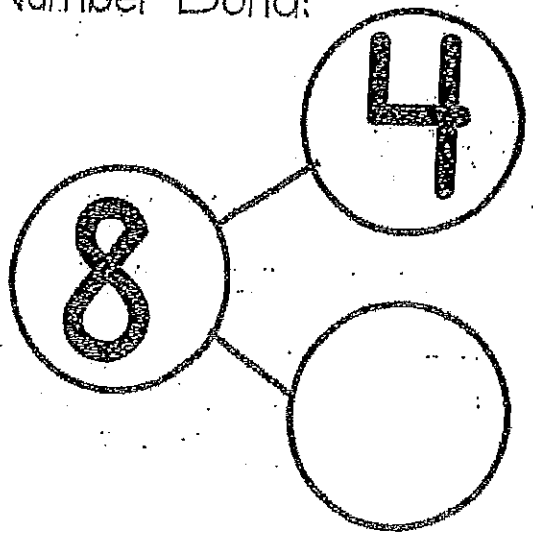
8

or


9

8 ducks were in the barn. 4 ducks waddled away.
How many ducks are left in the barn?

Number Bond:



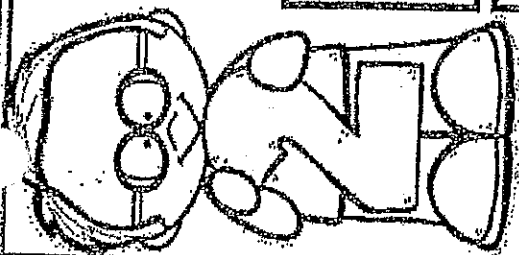
Picture:



Answer: There are _____ ducks left in the barn.

skip counting by 2

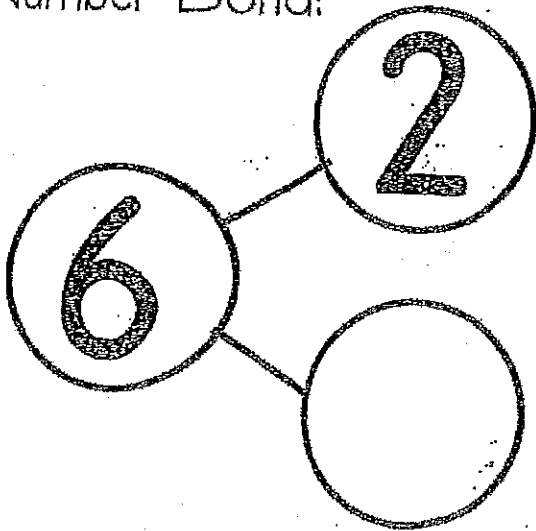
Fill in the empty boxes by skip counting in 2s to 50




| | | | | |
|---|----|----|----|----|
| 2 | | 22 | | 42 |
| | 14 | | 34 | |
| | | 26 | | |
| | 8 | | 38 | |
| | | 20 | | 50 |

6 frogs were in the pond. 2 frogs jumped out of the pond. How many frogs are left in the pond?

Number Bond:



Picture:



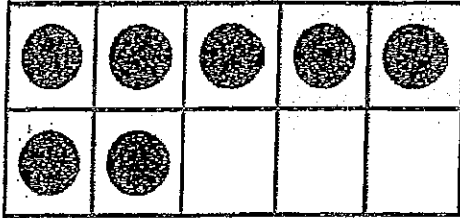



Answer: There are _____ frogs left in the pond.


Ten Frames 0-10


Name: _____

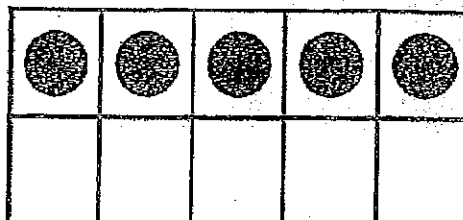
Directions: Count the dots on each ten frame. Write the number that tells how many. The first one is done as an example.




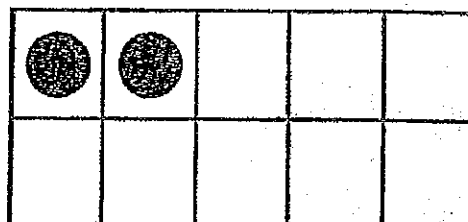


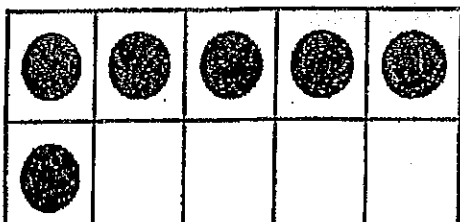


















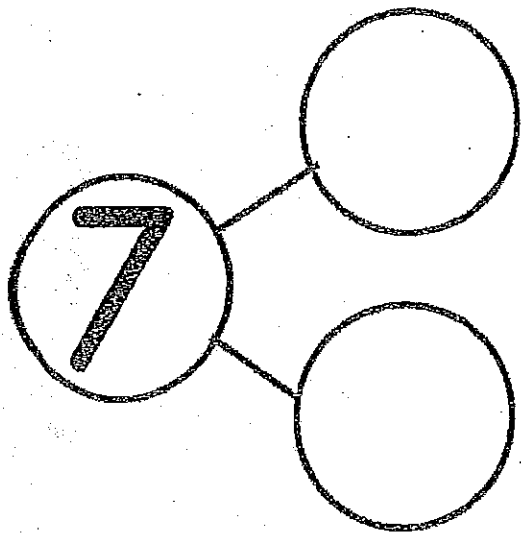
Skip Counting by 2

Fill in the empty boxes by skip counting in 2s to 50


| | | | | | | |
|----|----|----|----|----|--|----|
| | | | | | | |
| | 6 | | 10 | | | |
| 16 | | 20 | | | | 26 |
| | 30 | | | 36 | | |
| | | | | | | 50 |
| | | 44 | | | | |

7 cars were in the parking lot. 2 cars drive away.
How many cars are left in the parking lot?

Number Bond:



Picture:




Answer: There are _____ cars in the parking lot.


Ten Frames II-20


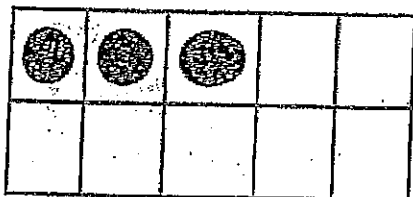
Name: _____


Directions: Count the dots on each double ten frame. Write the number that tells how many. The first one is done as an example.

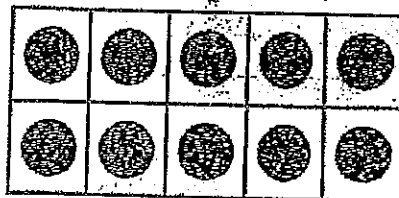



13

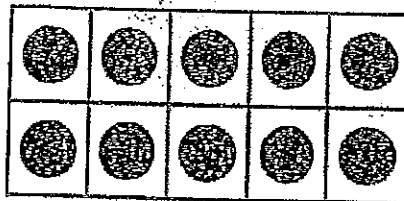








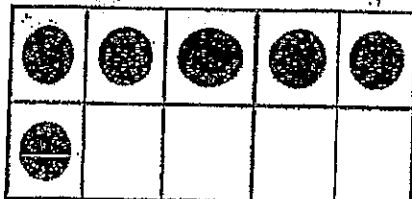

















Make 10

Name: _____


Directions: On each ten frame, draw more dots to make 10. Then, complete the equation. The first one is done as an example.



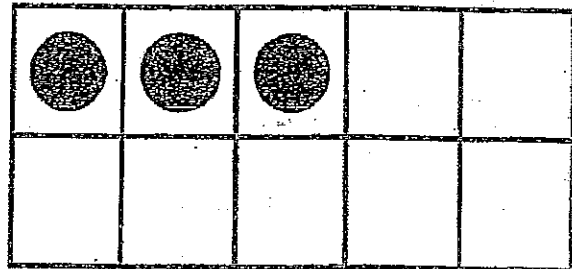
$$5 + \underline{5} = 10$$



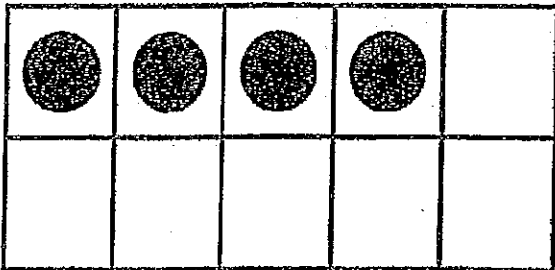
$$8 + \underline{\quad} = 10$$




$$10 + \underline{\quad} = 10$$



$$3 + \underline{\quad} = 10$$



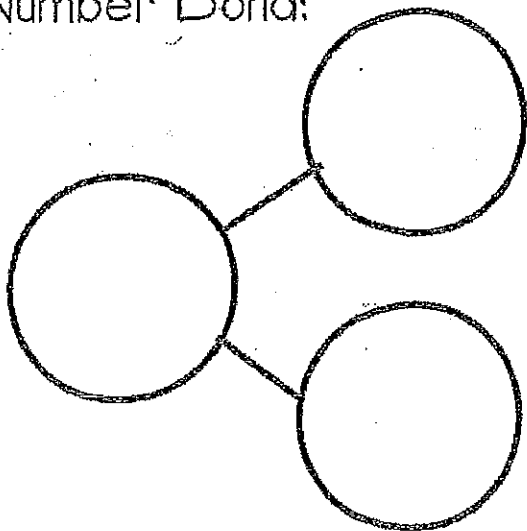
$$4 + \underline{\quad} = 10$$




$$2 + \underline{\quad} = 10$$

Kim had 6 beach balls. 4 of Kim's beach balls popped. How many beach balls are left?

Number Bond:



Picture:

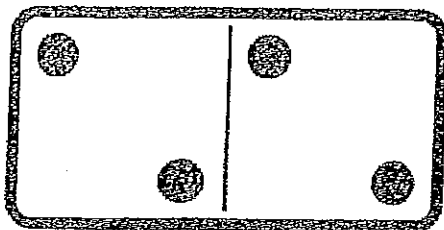


Answer: There are _____ beach balls.

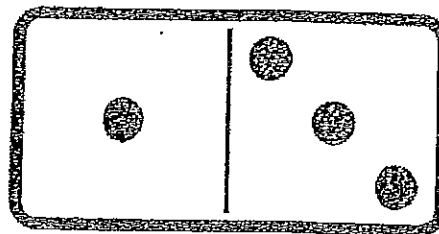
Domino Addition

Name: _____

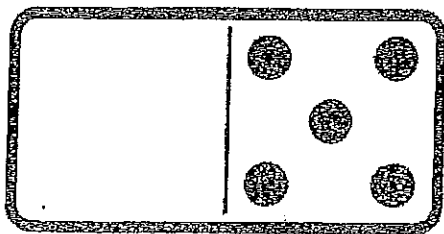
Directions: Add by counting the dots on both sides of each domino. Then, write the equation.



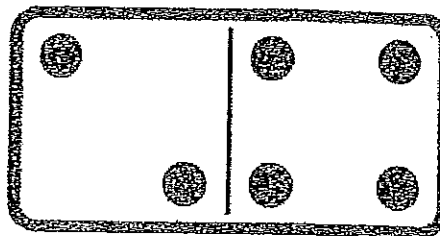
$$2 + 2 = 4$$



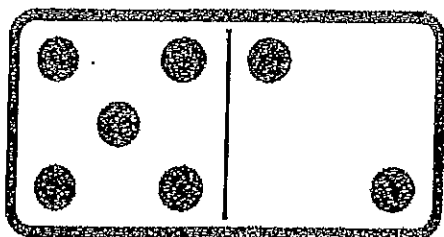
$$\underline{\quad} + \underline{\quad} = \underline{\quad}$$



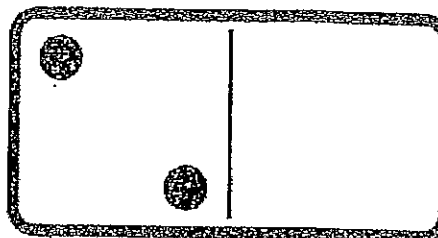
$$\underline{\quad} + \underline{\quad} = \underline{\quad}$$



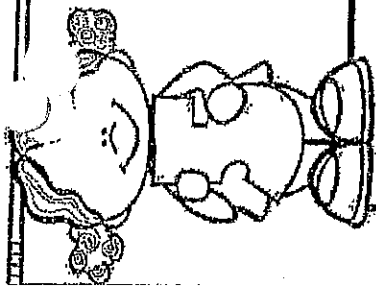
$$\underline{\quad} + \underline{\quad} = \underline{\quad}$$



$$\underline{\quad} + \underline{\quad} = \underline{\quad}$$



$$\underline{\quad} + \underline{\quad} = \underline{\quad}$$



Skip Counting by 5

Fill in the empty boxes by skip counting in 5s

5

15

25

10

20

25

35

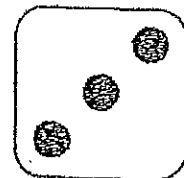
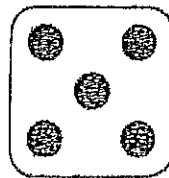
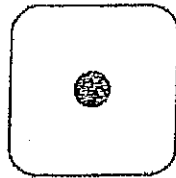
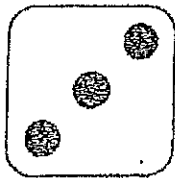
45



Add the Dice

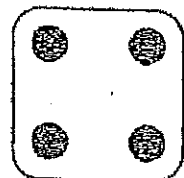
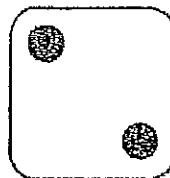
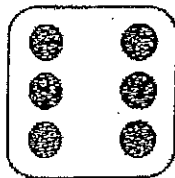
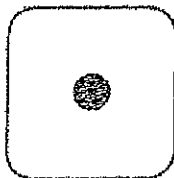
Name: _____

Directions: Add by counting the dots on both of the dice. Then, write the equation.



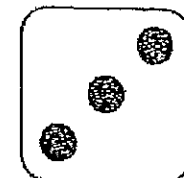
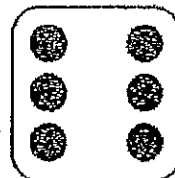
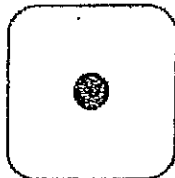
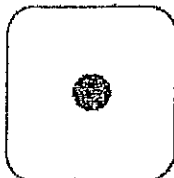
$$3 + 1 = 4$$

$$\underline{\quad} + \underline{\quad} = \underline{\quad}$$



$$\underline{\quad} + \underline{\quad} = \underline{\quad}$$

$$\underline{\quad} + \underline{\quad} = \underline{\quad}$$



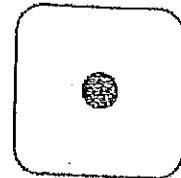
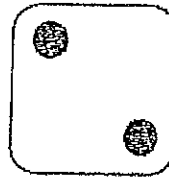
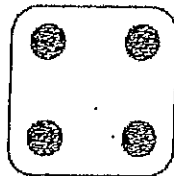
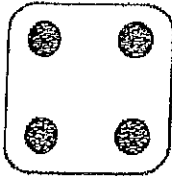
$$\underline{\quad} + \underline{\quad} = \underline{\quad}$$

$$\underline{\quad} + \underline{\quad} = \underline{\quad}$$

Add the Dice

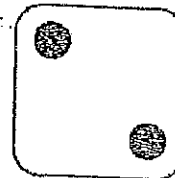
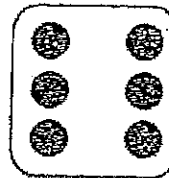
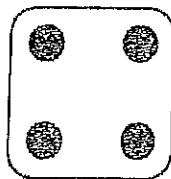
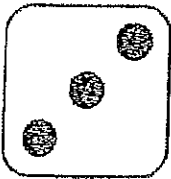
Name: _____

Directions: Add by counting the dots on both of the dice. Then, write the equation.



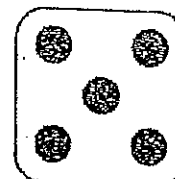
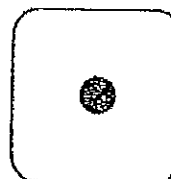
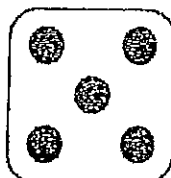
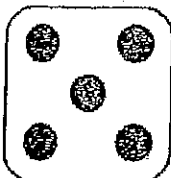
$$\underline{4} + \underline{4} = \underline{8}$$

$$\underline{\quad} + \underline{\quad} = \underline{\quad}$$



$$\underline{\quad} + \underline{\quad} = \underline{\quad}$$

$$\underline{\quad} + \underline{\quad} = \underline{\quad}$$



$$\underline{\quad} + \underline{\quad} = \underline{\quad}$$

$$\underline{\quad} + \underline{\quad} = \underline{\quad}$$

Addition

Name: _____

Directions: Add. Use the number line for help, if needed.



$$3 + 1 = \underline{\quad}$$

$$2 + 0 = \underline{\quad}$$

$$0 + 3 = \underline{\quad}$$

$$2 + 3 = \underline{\quad}$$

$$2 + 2 = \underline{\quad}$$

$$1 + 3 = \underline{\quad}$$

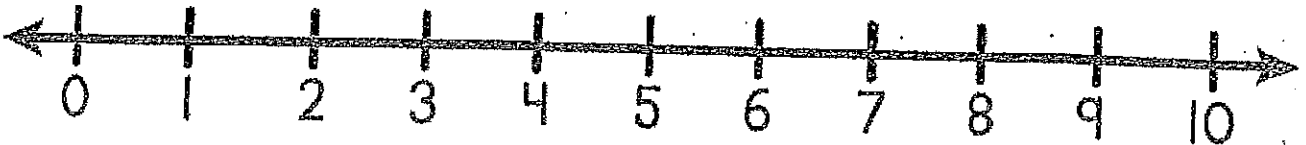
$$1 + 4 = \underline{\quad}$$

$$0 + 5 = \underline{\quad}$$

Addition

Name: _____

Directions: Add. Use the number line for help, if needed.



$4 + 1 = \underline{\quad}$

$0 + 1 = \underline{\quad}$

$1 + 2 = \underline{\quad}$

$3 + 0 = \underline{\quad}$

$0 + 0 = \underline{\quad}$

$1 + 1 = \underline{\quad}$

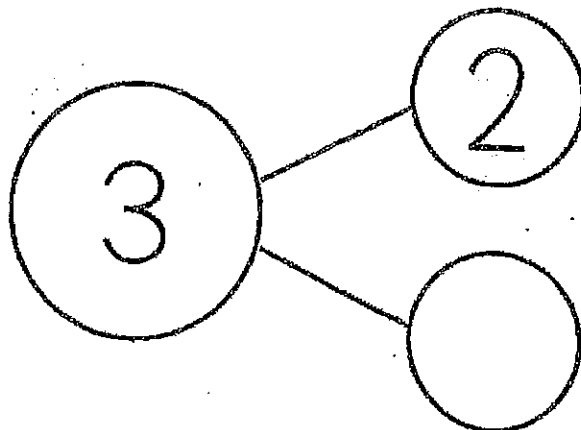
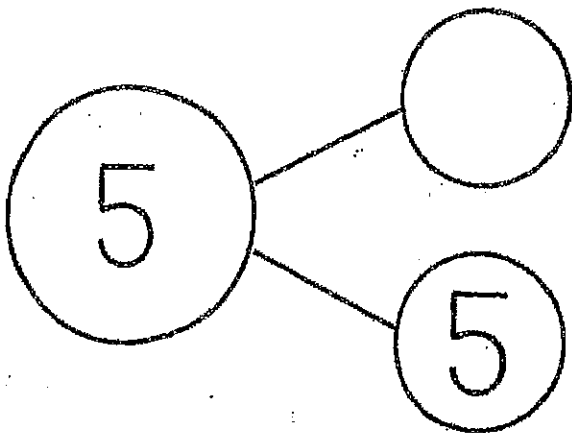
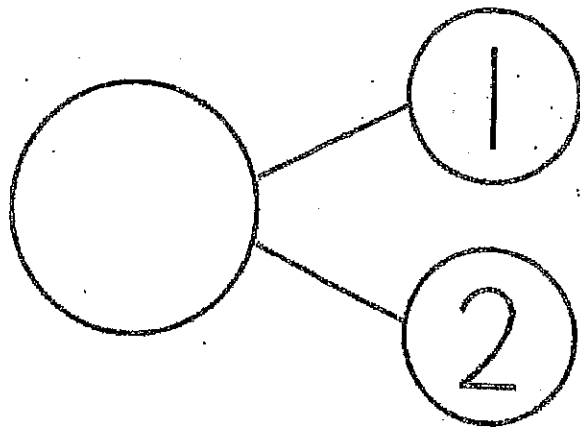
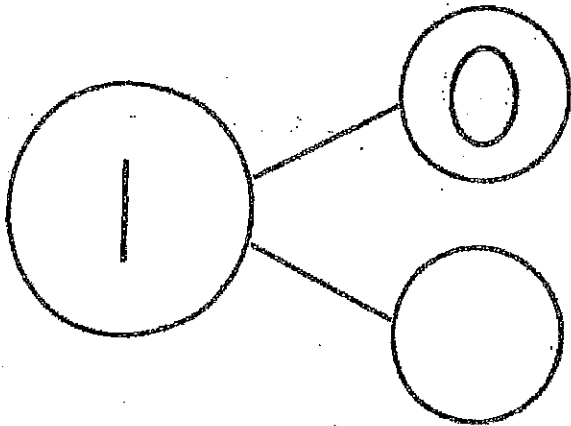
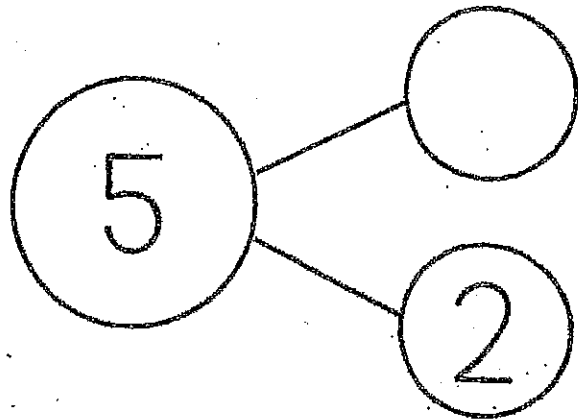
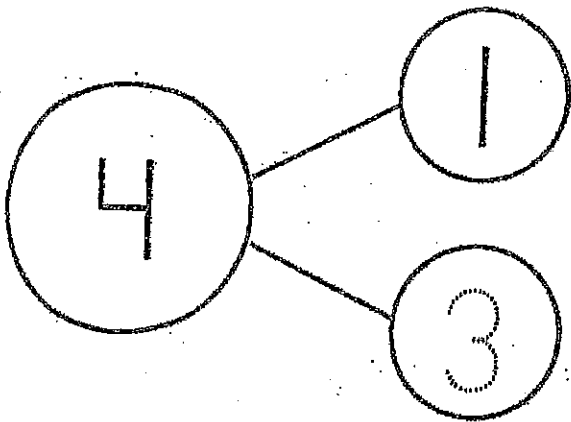
$3 + 2 = \underline{\quad}$

$2 + 1 = \underline{\quad}$

Number Bonds

Name: _____

Directions: Write the missing number in each number bond. The first one is done as an example.



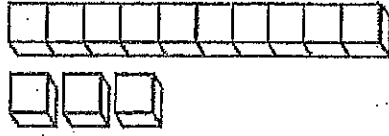
Tens and Ones

Name: _____

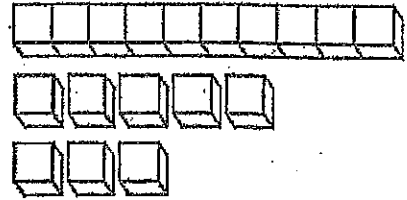
Directions: Count the tens and ones. Color the number that tells how many.



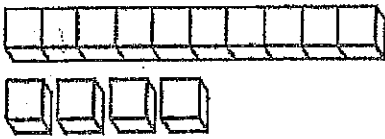
13 15 16



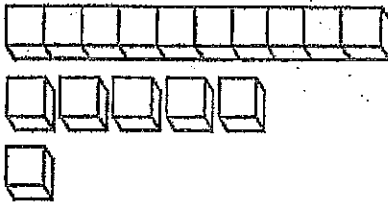
12 14 13



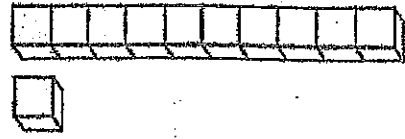
18 20 16



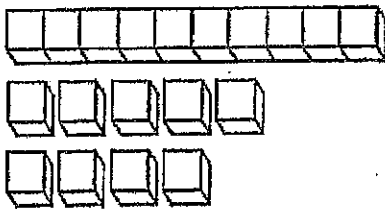
11 14 15



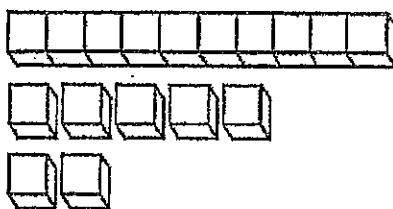
16 19 17



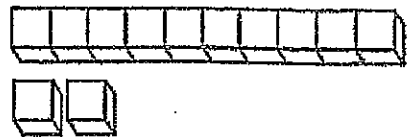
13 14 11



19 15 18



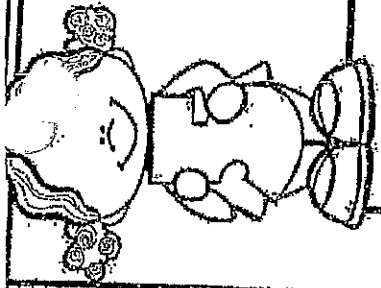
18 14 17



14 16 12

Skip Counting by 5

Fill in the empty boxes by skip counting in 5s



55

40

55

75

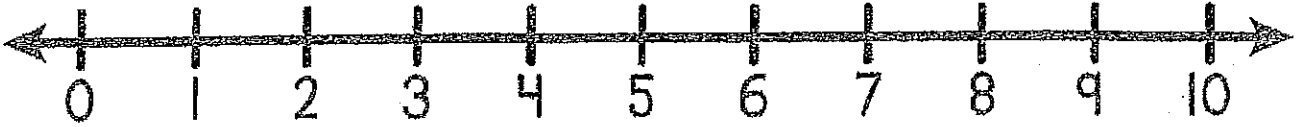
95



Subtraction

Name: _____

Directions: Subtract. Use the number line for help, if needed.



$$3 - 0 = \underline{\quad}$$

$$0 - 0 = \underline{\quad}$$

$$1 - 1 = \underline{\quad}$$

$$2 - 1 = \underline{\quad}$$

$$5 - 4 = \underline{\quad}$$

$$4 - 4 = \underline{\quad}$$

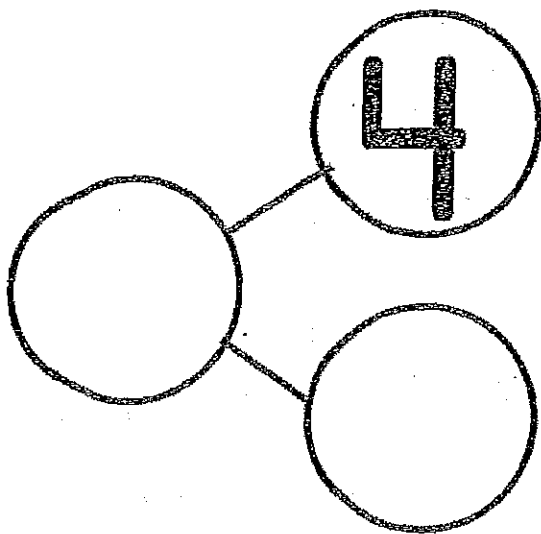
$$4 - 2 = \underline{\quad}$$

$$3 - 1 = \underline{\quad}$$


Jack made 4 mud pies. Alex made 4 mud pies.

How many mud pies did they make in all?

Number Bond:



Picture:



Answer: Jack and Alex made _____ mud pies.

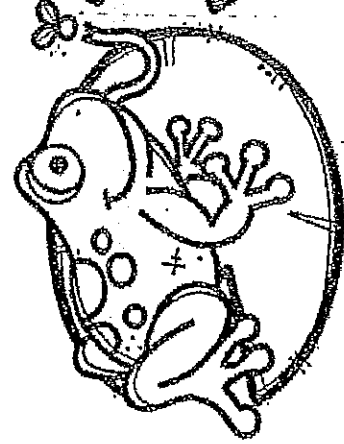
Skip Counting by 5

Fill in the lily pads by skip counting in 5s to 100



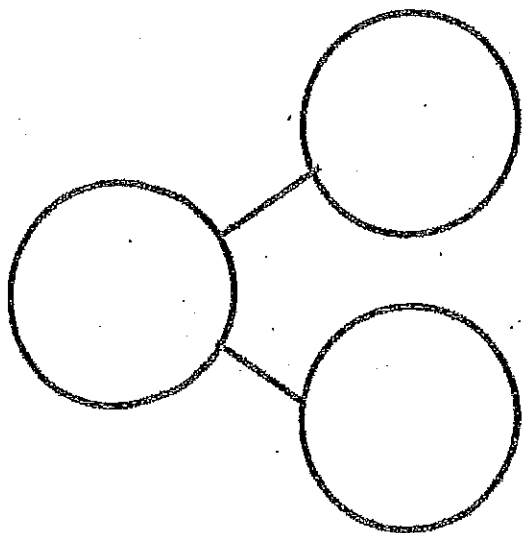
A grid of lily pads for skip counting by 5s. The lily pads are arranged in four rows and five columns. Arrows indicate the sequence of counting from one lily pad to the next. The numbers are as follows:

| | | | | |
|-------|--|----|--|----|
| start | | | | |
| 50 | | | | |
| | | 35 | | 80 |
| | | | | 90 |




Lola saw 6 butterflies. Lola then saw 4 more butterflies. How many butterflies did Lola see in all?





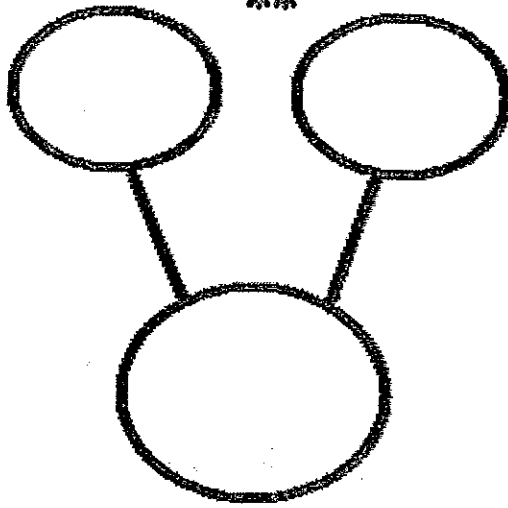

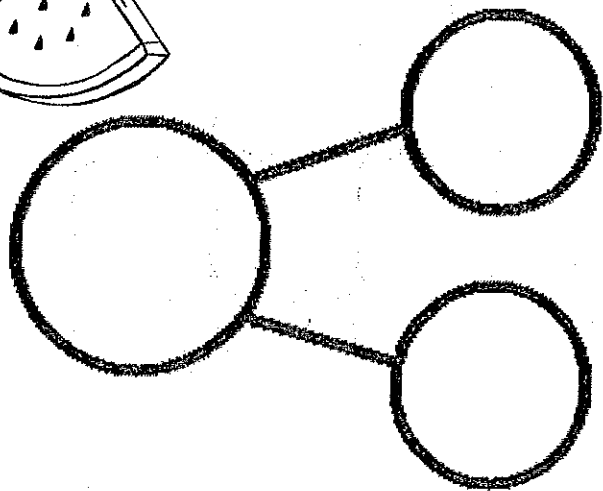

Number Bond:



Picture:



Answer: Lola saw _____ butterflies in all.




Name _____

Date _____

JSU


Mice

There were some black mice and 4 white mice.
Altogether there were 10 mice. How many black
mice were there?



Picture

Ten Frame

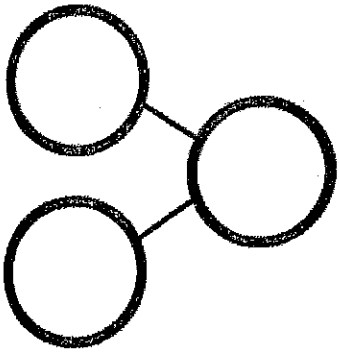


____ black mice

Equation

Tally Mark Answer

Number Bond



Fact Family

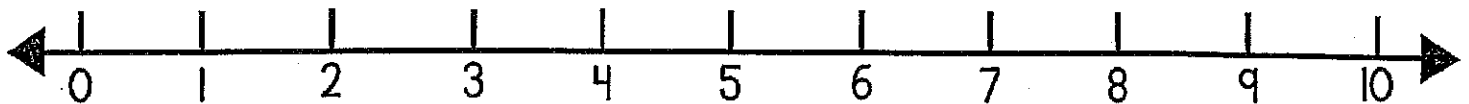
$$\underline{\quad} + \underline{\quad} = \underline{\quad}$$

$$\underline{\quad} - \underline{\quad} = \underline{\quad}$$

$$\underline{\quad} + \underline{\quad} = \underline{\quad}$$

$$\underline{\quad} - \underline{\quad} = \underline{\quad}$$

Number Line



Solve.

$8 - 5 = \underline{\quad}$

$1 + 4 = \underline{\quad}$

$7 + 2 = \underline{\quad}$

$6 - 5 = \underline{\quad}$

$3 + 5 = \underline{\quad}$

$7 - 5 = \underline{\quad}$

$9 - 5 = \underline{\quad}$

$1 + 7 = \underline{\quad}$

Name _____

Date _____

SSU


Planting Flowers

You planted some purple flowers. Then you planted 3 orange flowers. You planted 10 flowers in all. How many purple flowers did you plant?



Picture

Ten Frame

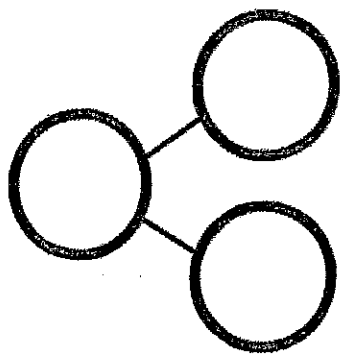


____ purple flowers

Equation

Tally Mark Answer

Number Bond



Fact Family

_____ + _____ = _____ _____ - _____ = _____

_____ + _____ = _____ _____ - _____ = _____

Number Line



Solve.

$4 + 3 = \underline{\quad}$

$6 + 2 = \underline{\quad}$

$5 - 2 = \underline{\quad}$

$0 - 0 = \underline{\quad}$

$2 + 5 = \underline{\quad}$

$5 - 2 = \underline{\quad}$

$4 - 3 = \underline{\quad}$

$3 + 7 = \underline{\quad}$

Sight/Snap Words

the

look

can

and

you

see

so

he

has

my

she

be

said

we

love

is

was

want

a

they

have

I

are

now

to

as

an

like

but

me

them

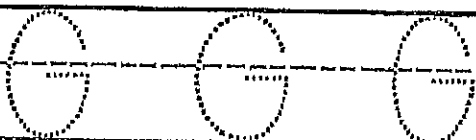
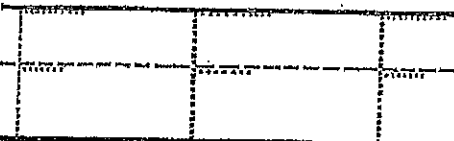
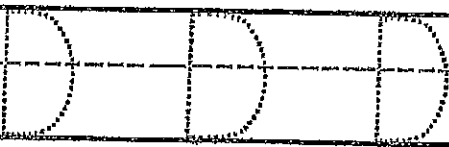
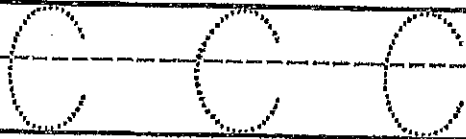
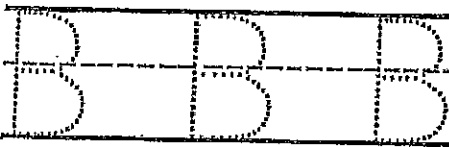
at

come

Trace the Letters

Name: _____








Directions: Trace the letters. Write each letter three times.



Trace the Letters

Name: _____

Directions: Trace the letters. Write each letter three times.



Trace the Letters

Name: _____

Directions: Trace the letters. Write each letter three times.

O O O

P P P

Q Q Q

R R R

S S S




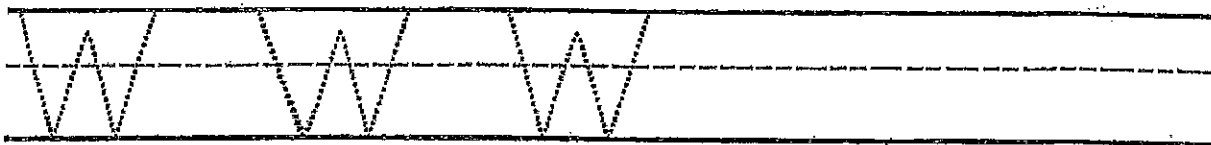

T T T

U U U

Trace the Letters

Name: _____

Directions: Trace the letters. Write each letter three times.



Trace the Letters

Name: _____

Directions: Trace the letters. Write each letter three times.

o o o

b b b

c c c

d d d

e e e

f f f

g g g

Trace the Letters

Name: _____

Directions: Trace the letters. Write each letter three times.

h h h

i i i

j j j

k k k

l l l

m m m

n n n

Trace the Letters

Name: _____

Directions: Trace the letters. Write each letter three times.

o o o

p p p

q q q

r r r

s s s



t t t

u u u

Trace the Letters


Name: _____

Directions: Trace the letters. Write each letter three times.




Name: _____

Write the letters of the alphabet with proper formation.

The page contains 12 sets of handwriting practice lines. Each set consists of three horizontal lines: a solid top line, a dashed middle line, and a solid bottom line. These lines are spaced evenly down the page to provide a guide for letter height and placement.


Name: _____

Write the letters of the alphabet with proper formation.

The page contains 12 sets of horizontal handwriting lines. Each set consists of three lines: a solid top line, a dashed middle line, and a solid bottom line. These lines are provided for practicing the formation of the letters of the alphabet.


Name: _____

**Write the letters of the alphabet with
proper formation.**

The page contains ten sets of handwriting practice lines. Each set consists of three horizontal lines: a solid top line, a dashed middle line, and a solid bottom line. These lines are spaced evenly down the page to provide a guide for letter height and placement.

Name: _____


**Write the letters of the alphabet with
proper formation.**



The page contains 12 sets of handwriting practice lines. Each set consists of three horizontal lines: a solid top line, a dashed middle line, and a solid bottom line. These lines are evenly spaced and extend across the width of the page, providing a guide for letter height and placement.

Name: _____

Write the letters of the alphabet with proper formation.




The page contains 12 sets of handwriting practice lines. Each set consists of three horizontal lines: a solid top line, a dashed middle line, and a solid bottom line. These lines are arranged vertically down the page, providing a guide for letter height and placement.


Read and Color

Name: _____

Directions: Read each sentence. Color the picture to match the sentence.



The flag is red and the jet is blue.



The cup is yellow and the dog is brown.

Fix the Sentence

Name: _____

Directions: Read each sentence. Circle the mistakes. Look for capital letters, spaces, and punctuation. Rewrite the sentence correctly on the line.

my dog is little

i have a red cat

can you get my hat

do you see the frog

Add the Punctuation

Name: _____

Directions: Write the correct punctuation mark at the end of each sentence.

. ? !

Do you have a cat__

Here is my red bag__

Look at that big bug__

He has two dogs__

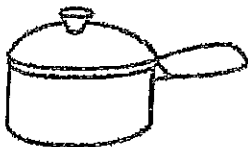
Can I get on the bus__

I need help__

Build the Word

Name: _____

Directions: In each box, unscramble the letters and write the word.



o t p



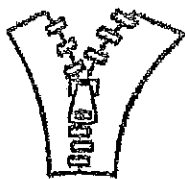
a h t



l g e




p c u




p z i



a t g



e n h



f n i

Missing Letters

Name: _____

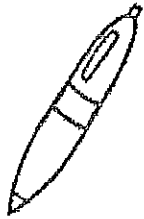
Directions: Write the missing letters.

| | | | | |
|---|---|---|---|---|
| A | | C | D | |
| F | G | | | J |
| | L | | N | |
| P | | | S | T |
| | V | | X | |
| Z | | | | |


Build the Word

Name: _____

Directions: In each box, unscramble the letters and write the word.



e p n




h p o



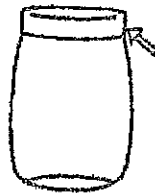
g d i




t a r



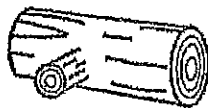
u s n



l d i



a n c



g o l

Write a Rhyme

Name: _____

Directions: Next to each word, write a word that rhymes.

ten

rug

fan

big

dog

bug

pit

tap

red

pop


cat

fin

Which Word?


Name: _____

Directions: Circle the word that matches each picture.




can

fan



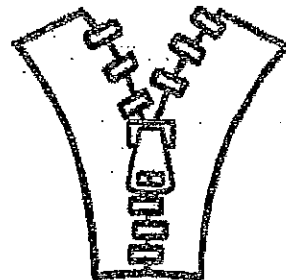
sub

sun



not

net



zip

tip



leg

log




ham

hat

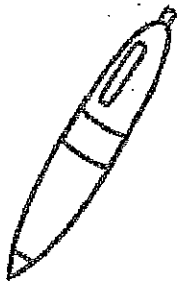
Missing Sounds

Name: _____

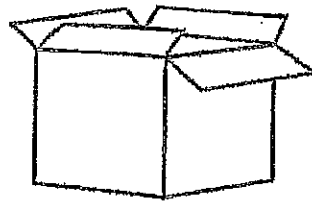
Directions: Write the missing sound in each word.




su _____




_____en



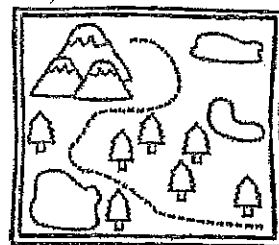
b _____x



h _____t



mo _____




_____ap



l _____g



cu _____




_____ag


Last Sounds

Name: _____

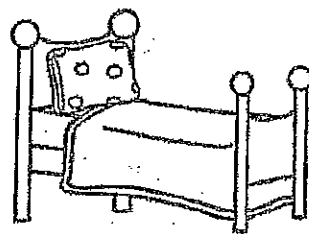
Directions: Write the last sound in each word.




cu _____



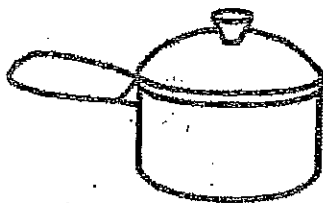
li _____



be _____



fa _____



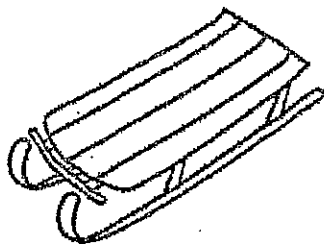
po _____



ru _____



we _____



sle _____




pi _____

Last Sounds

Name: _____


Directions: Color the letter for the last sound in each word.



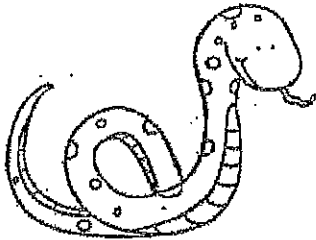
g l t



f r d




n b s



k d z




t n p



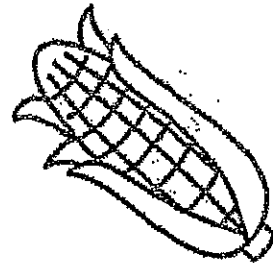
m p s



p t b



g f k





j t n



Beginning Sounds

Name: _____



Directions: Color the beginning sound in each word.



f i p h r b c t f



c e s p n u y g r



o w d f d b l g j

Beginning Sounds

Name: _____


Directions: Write the beginning sound in each word.



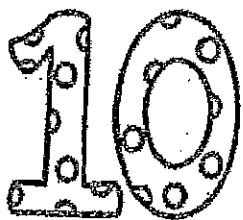
__in



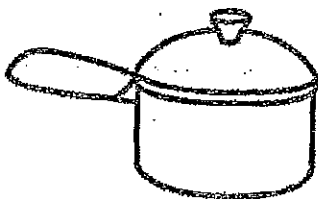
__up




__ag




__en



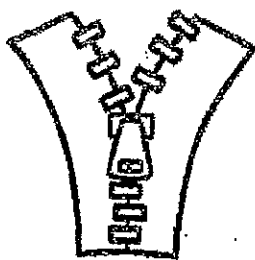
__ot



__an



__un



__ip



__eb


Middle Sounds

Name: _____

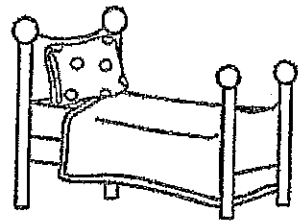
Directions: Color the middle sound in each word.




e o k




n i a




e y f



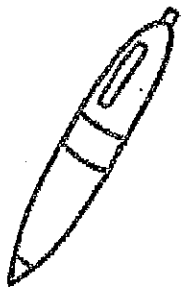
m i r



b p u



o t a



p d e



l i b




a u n


Middle Sounds

Name: _____


Directions: Write the middle sound in each word.



p _ _ g




m _ _ p




s _ _ b




l _ _ g



g _ _ m



f _ _ sh



d _ _ t



h _ _ n



f _ _ x


Syllables

Name: _____

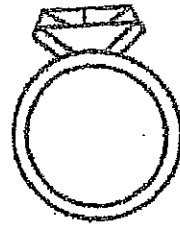
Directions: Count the syllables in each word. Color the number that shows the correct number of syllables.



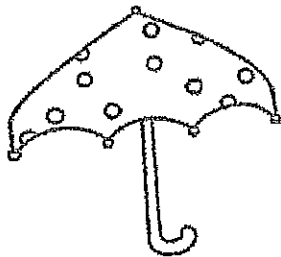
1 2 3




1 2 3




1 2 3




1 2 3




1 2 3




1 2 3



1 2 3



1 2 3



1 2 3

Which Word?


Name: _____

Directions: Circle the word that matches each picture.




pig

pin




ten

den




crab

crib




top

hop



cut

cat



yam

jam


Missing Sounds

Name: _____


Directions: Write the missing sound in each word.



__op



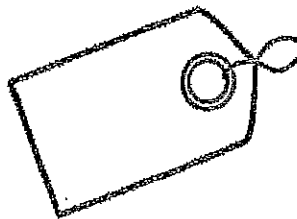
ca__




sh__p




__en




t__g



ru__



v__n



__ub


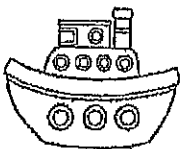


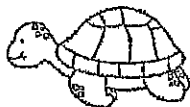





do__

Pick the Rhyme


Name: _____

Directions: Color the picture that rhymes with the picture in the top box.



Name: _____

Pumpkin CVCes




Directions: Look at the pumpkin CVCe picture. Then, write the correct CVCe picture from the word bank below.

bale


huge


sale

vine


















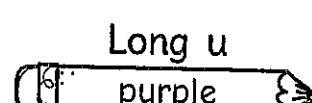
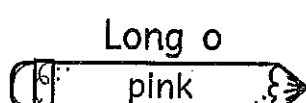
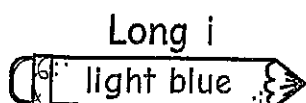
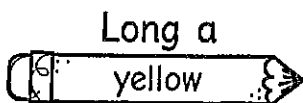




Name: _____

Date: _____

Color by LONG Vowel



Finish the sentence using the correct word above.

The red fish will swim
in the _____.

Name: _____

Date: _____

Color by LONG Vowel

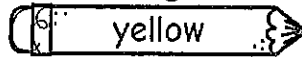
Long a



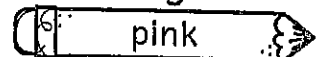
Long i



Long o



Long u



broke

snake

drive

prune

smile


globe

flute

flame

Finish the sentence using the correct word above.

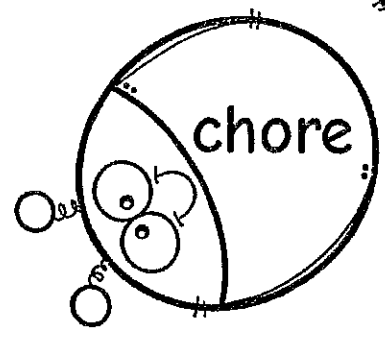

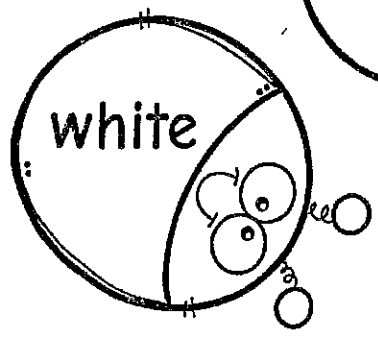
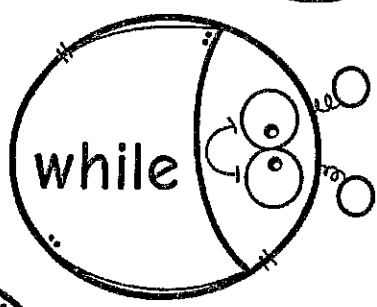



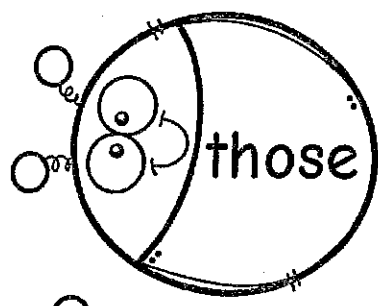
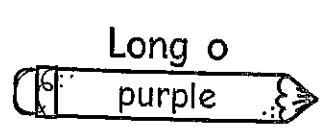
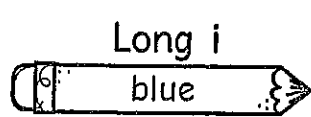
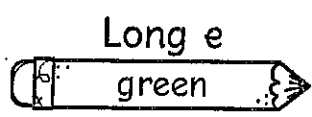
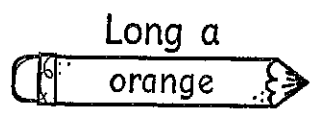
When I am happy I like to _____.



Name: _____

Date: _____

Color by LONG Vowel



Finish the sentence using the correct word above.

Did you see the dog _____ the cat?